

BRICKTHICK™

Is a remarkable patent pending full-bed masonry product designed to change the face of manufactured stone products.

Like Brick, BRICKTHICK™ is 3.5"-4" Thick.

We manufacture it in sizes equal to brick dimensions to simplify the installation in unison with brick and other masonry products. It is installed using wall ties in the same manner as brick, utilizing the time proven weep hole water shed system for a beautiful, convenient, maintenance-free stone product.

TECHNICAL DATA

Structural Stone Products have been tested and meets or exceeds all ASTM requirements for brick facing manufactured products. These include ASTM C1194-03, C666-03, C1195-03, C270, C979. Always research and conform to local building code requirements in your area.

Avg. Weight: 34 lbs. Per sq. ft.

Packaged: 70 sq. ft. per pallet

MAINTENANCE & WARRANTY

Structural Stone Products are 100% Maintenance Free and weather naturally. We do not recommend applying cleaning chemicals such as brick cleaners, acids or other harsh chemicals to the stone. Doing so may result in void of warranty. A mild dish soap, water, and scrub brush may be used if to remove a stain or other debris from the stone if necessary.

Structural Stone Products carry a limited 50 year warranty when installed according to instructions provided by manufacturer.



Technical Manual & Installation Guide



A Remarkable New Patent Pending Stone Product

P.O. Box 51828 Knoxville, TN 37950

865-966-ROCK (7625)

Fax: 865-539-4305

Patent Pending



Installation Basics for Both Styles

- Secure using wall ties and weep holes just like brick according to required codes in your area. (Approx. 1 tie per 2 sq.ft)
- Also like brick you must fill and compress the head joint.
- Stone should be set approx. 1/2" from the substraigh.
- It is recommended that you use a level or string a line to maintain straight clean lines.
- You may cut the stone if necessary to complete an area.
- Requires footers and ledgers.

**Follow style specific guidelines listed below for Cumberland Ledgestone Series vs. Pilgrim Series

Cumberland Ledgestone

Corners exist in 60% of the mix per pallet in the Cumberland Ledgestone BRICKTHICK. Use corners at windows, arches, architectural breaks, and returns. Lay mortar in the pocket provided by the design to allow for a hidden mortar bed, this creates full bed masonry strength and water protection. In Cumberland Ledge BRICKTHICK, never lay your head joints higher than 5" or 2 bricks tall (creating a running staggered bond). Still, make certain to break horizontal joints every 2-3 ft.

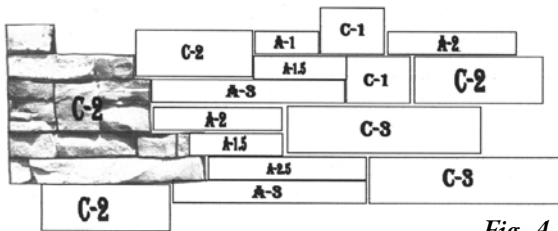


Fig. A



Key for Brick Heights and Lengths

(Based on modular brick dimensions)

Example: D1= 3 brick high X 1 brick long

Letters Represent Heights

A= 1 brick height
 B= 1.5 brick height
 C= 2 brick height
 D= 3 brick height
 E= 4 brick height
 F= 5 brick height
 G= 6 brick height

Numbers represent lengths

.5 = .5 brick length
 1 = 1 brick length
 1.5 = 1.5 brick length
 2 = 2 brick length
 2.5 = 2.5 brick lengths
 3 = 3 brick length

*Key is to be used for figures A and B.

Diagrams below are for demonstration purposes only, not to scale.

Pilgrim Series

Our Pilgrim Series can be laid right out of the box, there is no need to mix different sizes when the pattern is already established. There are two worked/chiseled edges on each stone to allow for an attractive finish on outside corners. Never have a vertical line longer than the largest stone (6 brick tall), and break vertical joints as often as possible, break horizontal joints at least 2-3 ft. Be sure to clean excess mortar with a marginal trowel and soft brush.

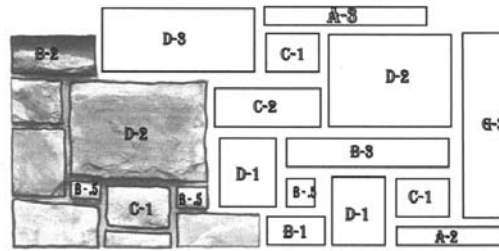



Fig. B



With Structural Stone Products BRICKTHICK, there are so many creative ways to implement stone and brick in the details the possibilities are truly unlimited. You may stagger quoins around corners or create straight clean contemporary lines. Trim out your windows, arches, or garage doors. Integrate a patch of brick in the stone or vice versa. No other product available compliments brick so perfectly and easily.



Patent Pending BRICKTHICK is amazingly user friendly, so simple a brick mason can easily install our products, eliminating the need to use a specialty stone mason. It lays up with wall ties using the same method of weep hole water shed, used to install brick.